

Compact and Easy Automation Delegate Tasks and Save Time



Straightforward user guidance

Just as with the Entry Level titrators, the Rondolino features easy installation and optimized user guidance. All the settings such as conditioning and rinsing cycles can be configured by turning a single switch.



Fully automatically analyze up to 9 samples

You can select the method directly using the «Series» function key, enter the number of samples (up to nine) including the sample ID and sample size, and then start the series.



Perfect rinsing

The Dip Rinsing system ensures that there is no carryover. Electrodes contaminated with sticky or viscous samples are best cleaned with the optional Power Shower™/membrane pump combination.



Compatible with the future

The Rondolino sample changer can be used with the DL15, DL22 F&B and the G20, as well as the more flexible Excellence titrators.

See www.mt.com/one-click-titration.



Entry Level titrators with Rondolino

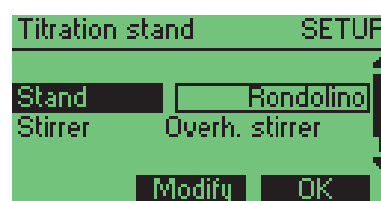
The METTLER TOLEDO Entry Level titrators DL15 and DL22 F&B feature straightforward user guidance and installation. Simple titrimetric analyses can be automated using the Rondolino sample changer. The samples are always measured in the same way, which significantly improves the reproducibility of the analyses. Rondolino requires much less space than a typical sample changer – an area of about 25 x 35 cm is sufficient.

Besides series of up to 9 samples, single samples are also processed more quickly because the only thing you have to do is to place the beaker in the rack. Furthermore, the electrode is automatically stored properly after the titration has been completed.

Titration configuration



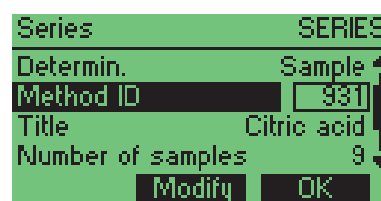
Only one menu item has to be changed and the titrator is configured for Rondolino and you are ready to start your first fully automated titration.




Sample series



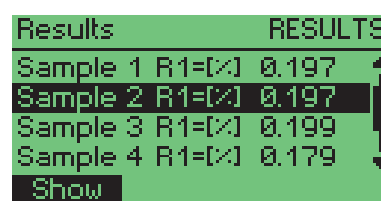
It's so easy: Press the «Series» function key → Select the method, enter the number of samples, the sample ID and sample size, and then start the series.




Result memory



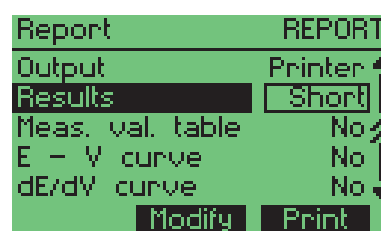
The complete results of all 9 samples can be called up by pressing the «Results» key. If a printer is connected, you can print out all the results at once or individually for each sample as well as the statistical analysis of the sample series. You even have the possibility to exclude outliers from the sample statistics.



Report



Pressing the «Report» key allows you to define your results printout, exactly as you want it, detailed or short, with or without measured value tables or measurement curves.



Functions and technical specifications for Rondolino

Automation	Automated titration of 9 samples in a sample series
	A unique position for a conditioning or rinsing beaker for conditioning or dip rinsing
	10 different configuration possibilities for individual or combined rinsing and conditioning steps
Auxiliary function	Manually operated 180-degree rotation mechanism to exchange the conditioning beaker
Standard equipment	Fixed sample rack for 10 standard titration beakers
	Rondo 60 titration head
Optional accessory	PowerShower™ rinsing unit + membrane pump and tubing for highest cleaning standards
Communication with titrator	Fixed TTL-I/O signals



Mettler-Toledo AG, Analytical

CH-8603 Schwerzenbach, Switzerland
Tel. +41 44 806 7711
Fax +41 44 806 7350

Subject to technical changes
© 09/2009 Mettler-Toledo AG
Printed in Switzerland, 51724509A
Marketing Titration / MarCom Analytical

www.mt.com/density

For more information