
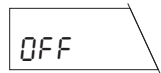


Instrucciones de manejo resumidas para balanzas PG-S (1mg, 10 mg) Para más información consulte las Instrucciones de manejo

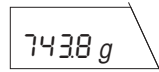
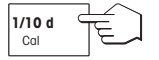
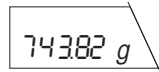
Activar




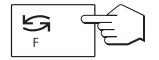
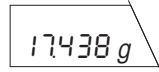
Desactivar



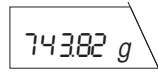
Cambiar campo de pesada



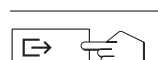
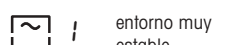
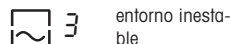

Cambiar unidad de pesada ¹⁾



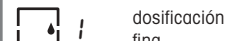
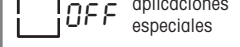
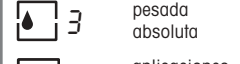
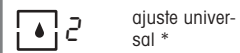
Ajustar adaptador ²⁾



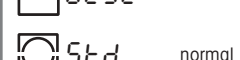
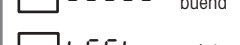
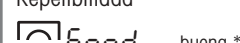
Adaptador de vibración ³⁾



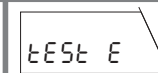
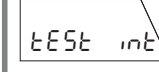
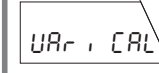
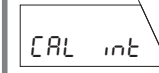
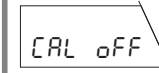
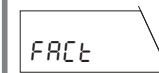
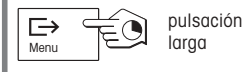
Adaptador de proceso de pesada ³⁾



Repetibilidad ³⁾



Opciones de ajuste ³⁾



Notas

* Ajuste de fábrica

1) Varía según el modelo de balanza. Se dan detalles en el apartado 3.7 de las instrucciones de manejo.

2) En el capítulo 4 de las instrucciones de manejo se encuentran notas detalladas sobre los adaptadores de vibración y de proceso de pesada y sobre la repetibilidad.

3) Seleccionar el ajuste adecuado con:



Reservados las modificaciones técnicas.

© Mettler-Toledo GmbH 2001 11780171 0102/7.14